






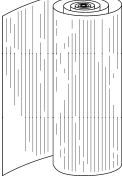
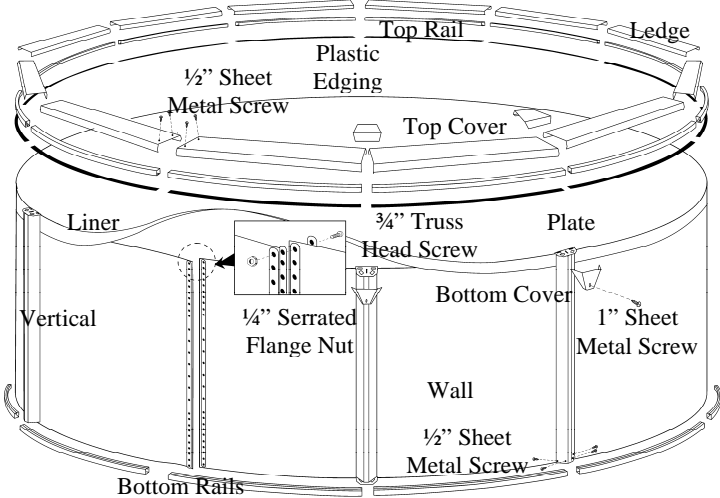







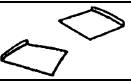















ITEM	DESCRIPTION	PART #	8'	12'	15'	18'	21'	24'	27'	30'	33'	
<i>Pool Hardware</i>												
	1/4" Stainless S. Cage Nut	460170	9	10	10	12	14	16	18	20	22	
	#12x1/2" SS Sheet Metal Screw	460218	144	160	160	192	224	256	288	320	352	
	3/4" Screw For Top Cover	460118	9	10	10	12	14	16	18	20	22	
Carton # 4 - Verticals												
	51 5/8" Gray Krystal Vertical	241766	9	10	10	12	14	16	18	20	22	
Carton # 5 - Ledges												
	35 3/8" Gray Krystal Ledge	242006	7									
	44 1/4" Gray Krystal Ledge	242010	-	7	-	-	-	-	-	-	-	
	55 5/8" Gray Krystal Ledge	242012	-	-	7	9	11	13	15	17	19	
	35 3/8" Gray Krystal w/"DO NOT DIVE" Label	242006BL	1	-	-	-	-	-	-	-	-	
	44 1/4" Gray Krystal w/"DO NOT DIVE" Label	242010BL	-	1	-	-	-	-	-	-	-	
	55 5/8" Gray Krystal w/"DO NOT DIVE" Label	242012BL	-	-	1	1	1	1	1	1	1	
	35 3/8" Gray Krystal w/"DO NOT DIVE" Label	242006SL	2	-	-	-	-	-	-	-	-	
	44 1/4" Gray Krystal w/"DO NOT DIVE" Label	242010SL	2	2	-	-	-	-	-	-	-	
	55 5/8" Gray Krystal w/"DO NOT DIVE" Label	242012SL	-	-	2	2	2	2	2	2	2	
Carton # 6												
	33'x52" Gray Sawgrass	121457	-	-	-	-	-	-	-	-	1	
	<i>Wall Hardware</i>											
		3/8"- 16 X 3/4" Bolt	460222	-	-	-	-	-	-	-	-	23
		3/8"x1-7/8" Washer	460223	-	-	-	-	-	-	-	-	46
		3/8-16" Nut	460217	-	-	-	-	-	-	-	-	23
<p>Warning! Pools are not designed for Diving or Jumping! Diving or Jumping into an Above Ground Pool may result in Death or Serious Permanent Injury!</p>												
												



ITEM	DESCRIPTION	PART #	18 x 12	24 x 12	24 x 15	30 x 15	33 x 18	45 x 18
Carton 1								
	18'x12' Gray Saw Grass Wall	121458	1	-	-	-	-	-
	24'x12' Gray Saw Grass Wall	121459	-	1	-	-	-	-
	24'x15' Gray Saw Grass Wall	121460	-	-	1	-	-	-
	30'x15' Gray Saw Grass Wall	121461	-	-	-	1	-	-
	33'x18' Gray Saw Grass Wall	121462	-	-	-	-	1	-
	45'x18' Gray Saw Grass Wall	121463	-	-	-	-	-	1
Wall Hardware								
	3/8"-16x3/4" Truss Head Screw	460222	23	23	23	23	23	23
	3/8"x1-7/8" Washer	460223	46	46	46	46	46	46
	3/8"-16 Serrated Flange Nut	460217	23	23	23	23	23	23
Carton 2								
	Liner (Not Supplied by Manufacture)	999999	1	1	1	1	1	1
Carton 3								
	Gray Wrap Top Cover	361269	14	16	16	18	20	26
	Gray Wrap Outside Cover	361266	10	10	10	10	12	12
	Gray Wrap Foot Cover	361267	10	10	10	10	12	12
	Gray Wrap Buttress Cover	361268	4	6	6	8	8	14
	Gray Splash Insert	361270	24	26	26	28	32	38
	Gray Splash Holder	361271	4	6	6	8	8	14
	Buttress Top Plate	230460	4	6	6	8	8	14
	Buttress Brace Bracket	230335	8	12	12	16	16	28
	Top & Bottom Plate	230466	20	20	20	20	24	24
	31 1/4" Transition Steel Rails	241842	-	-	8	-	-	-
	31 1/2" Transition Steel Rails	241967	8	-	-	-	-	-
	43 5/16" Transition Steel Rails	241841	-	-	-	8	8	8
	43 1/2" Transition Steel Rails	241973	-	8	-	-	-	-
	43" Standard Steel Rails	240838	16	16	-	-	-	-
	54 5/16" Standard Steel Rails	240834	-	-	16	16	20	20
	45 1/2" Side Steel Rails	241840	4	8	8	12	12	24
	Plastic Edging	350008	16	20	21	25	28	36
	30 Year Limited Warranty	420446	1	1	1	1	1	1
	Instructions	420869	1	1	1	1	1	1
	Do Not Dive Label	490021	4	4	4	4	4	4
	Packing List	420883	1	1	1	1	1	1
	1/4" Stainless Steel Cage Nut	460170	14	16	16	18	20	26
	# 12 X 1/2" S.S. Metal Screw	460218	192	208	208	224	256	304
	# 10 X 1" S.S Metal Screw	460169	4	6	6	8	8	14
	3/4" Screw for Top Cover	460118	14	16	16	18	20	26
Support and Strap Hardware								
	1/4" X 2 3/4" S.S. Truss Head Bolt	460173	16	24	24	32	32	56
	1/4" S.S. Nut	460172	16	24	24	32	32	56
	5/16" X 3" Hex Head Bolt	460150	4	6	6	8	8	14
	5/16" X 3/4" Hex Head Bolt	460033	8	12	12	16	16	28
	5/16" X 1/2" Hex Head Bolt	460151	24	36	48	64	80	140
	5/16" Nut	460174	36	54	66	88	104	182
	5/16" Washer	460175	16	24	24	32	32	56

WARNING! POOLS ARE NOT DESIGNED FOR DIVING OR JUMPING!**Diving or jumping into an above ground pool may result in DEATH or serious PERMANENT injury!**

ITEM	DESCRIPTION	PART #	18 x 12	24 x 12	24 x 15	30 x 15	33 x 18	45 x 18
Carton 4								
	51 5/8" Gray Vertical	241766	10	10	10	10	12	12
Carton 5								
	33 3/8" Gray Ledge	242005	4	-	4	-	-	-
	44 1/4" Gray Ledge	242010	5	5	-	-	-	-
	45 3/8" Gray Ledge	242011	-	4	-	4	4	4
	47 1/2" Gray Ledge	242015	-	2	2	4	4	4
	55 5/8" Gray Ledge	242012	-	-	5	5	7	7
	44 1/4" Gray Ledge w/ Do Not Dive Label	242020BL	1	1	-	-	-	-
	47 1/2" Gray Ledge w/ Do Not Dive Label	242015BL	1	1	1	1	1	1
	55 5/8" Gray Ledge w/ Do Not Dive Label	242012BL	-	-	1	1	1	1
	44 1/4" Gray Ledge w/ Do Not Dive Label	242010SL	2	2	-	-	-	-
	47 1/2" Gray Ledge w/ Do Not Dive Label	242015SL	1	1	1	1	1	1
	55 5/8" Gray Ledge w/ Do Not Dive Label	242012SL	-	-	2	2	2	2
Carton 6								
	Buttress Bottom Plate	230338	4	6	6	8	8	8
	Hold down Sheet	230463	-	2	2	4	4	4
	Right Hold Down Sheet	230464	2	2	2	2	2	2
	Left Hold Down Sheet	230465	2	2	2	2	2	2
	Gray Buttress Post	241638	4	6	6	8	8	8
	Gray Buttress Brace	241526	4	6	6	8	8	8
	Inside Internal Upright	241984	-	2	2	4	4	4
	Outside Internal Upright	241985	4	4	4	4	4	4
Carton 7								
	Bottom Strap	180046	4	6	6	8	8	14
	Bottom Strap Extension 15-18	180044	-	-	3	4	8	14
Carton 8								
	47 1/2" Dune Fiesta Ledge	241777	-	-	-	-	-	6
Carton 9								
	Buttress Bottom Plate	230338	-	-	-	-	-	6
	Hold down Sheet	230463	-	-	-	-	-	6
	Dune Fiesta Buttress Post	241628	-	-	-	-	-	6
	Dune Fiesta Buttress Brace	241526	-	-	-	-	-	6
	Inside Internal Upright	241984	-	-	-	-	-	6
Carton 10								
	45'x18' Gray Saw Grass Wall	121463	-	-	-	-	-	1
	3/8"-16 X 3/4" Truss Head Bolt	460222	-	-	-	-	-	23
	3/8" X 1-7/8" Washer	460223	-	-	-	-	-	46
	3/8"-16 Serrated Flange Nut	460217	-	-	-	-	-	23



NO DIVING • SHALLOW WATER
 DIVING MAY CAUSE DEATH OR PERMANENT INJURY



DO NOT DEFACE, COVER, OR PAINT OVER THIS SIGN

WARNING! POOLS ARE NOT DESIGNED FOR DIVING OR JUMPING!
 Diving or jumping into an above ground pool may result in DEATH or serious PERMANENT injury!



ITEM	DESCRIPTION	PART #	12 x 8	15 x 10	18 x 12	24 x 12	24 x 15	30 x 15	33 x 18	45 x 18	
Carton 1											
	12' x 8' Gray Twill Wall	121400	1	-	-	-	-	-	-	-	
	15'x 10' Gray Twill Wall	121401	-	1	-	-	-	-	-	-	
	18'x12' Gray Twill Wall	121394	-	-	1	-	-	-	-	-	
	24'x12' Gray Twill Wall	121395	-	-	-	1	-	-	-	-	
	24'x15' Gray Twill Wall	121396	-	-	-	-	1	-	-	-	
	30'x15' Gray Twill Wall	121397	-	-	-	-	-	1	-	-	
	33'x18' Gray Twill Wall	121398	-	-	-	-	-	-	1	-	
	45'x18' Gray Twill Wall	121399	-	-	-	-	-	-	-	1	
Wall Hardware											
	3/8"-16 X 3/4" Truss Head Bolt	460222	23	23	23	23	23	23	23	23	
	3/8" X 1-7/8" Washer	460223	46	46	46	46	46	46	46	46	
	3/8"-16 Serrated Flange Nut	460217	23	23	23	23	23	23	23	23	
Carton 2											
	Liner (Not Supplied by Manufacture)	999999	-	-	1	1	1	1	1	1	
Carton 3											
	Gray Wrap Cover Outside	361266	10	12	14	16	16	18	20	26	
	Gray Wrap Cover Top	361269	10	12	14	16	16	18	20	26	
	Gray Foot Cover	361267	10	12	14	16	16	18	20	26	
	Gray Splash	261270	20	24	28	32	32	36	40	52	
	Non-Buttress Bottom Plate	230459	-	-	4	6	6	8	8	14	
	Buttress Bottom Plate	230451	4	4	-	-	-	-	-	-	
	Top & Bottom Plate	230466	16	20	24	26	26	28	32	38	
 	31" Side Top & Bottom Rail	241687	4	4	-	-	-	-	-	-	
	38 3/4" Standard Painted Steel Rails	241849	16	-	-	-	-	-	-	-	
	40 3/16" Standard Painted Steel Rails	241850	-	20	-	-	-	-	-	-	
	31 1/4" Transition Painted Steel Rails	241842	-	-	-	-	8	-	-	-	
	31 1/2" Transition Painted Steel Rails	241967	-	-	8	-	-	-	-	-	
	43 5/16" Transition Ptd Steel Rails	241841	-	-	-	-	-	8	8	8	
	43 1/2" Transition Painted Steel Rails	241973	-	-	-	8	-	-	-	-	
	43" Standard Painted Steel Rails	240838	-	-	16	16	-	-	-	-	
	54 5/16" Standard Painted Steel Rails	230834	-	-	-	-	16	16	20	20	
	42 1/4" Side Top Rails	241992	-	-	2	4	4	6	6	12	
	45 1/2" Side Bottom Rails	241840	-	-	2	4	4	6	6	12	
		Plastic Edging	350008	14	14	16	20	21	25	28	36
		30 Year Limited Warranty	420446	1	1	1	1	1	1	1	1
Instructions		420745	1	1	1	1	1	1	1	1	
Do Not Dive Label		490870	1	1	4	4	4	4	4	4	
Packing List		420906	1	1	1	1	1	1	1	1	
	# 12 X 1/2" S.S. Metal Screw	460218	120	144	168	192	192	246	240	312	
	# 10 X 1" S.S. Metal Screw	460169	10	12	14	16	16	18	20	26	
Support and Strap Hardware											
	# 12 X 1/2" Sheet Metal Screw	460199	8	8	8	12	12	16	16	28	
	5/16" Hex Nut	460174	32	32	32	48	60	80	96	168	
	5/16" X 1/2" Hex Head Bolt	460151	32	32	32	48	60	80	96	168	
	3/8" -16 X 1 Hex Head Bolt	460216	72	72	72	104	104	136	136	232	
	3/8" -16 Hex Nut	460217	72	72	72	104	104	136	136	232	
Carton 4											
	51 5/8" Gray Vertical	241766	10	12	14	16	16	18	20	26	

WARNING! POOLS ARE NOT DESIGNED FOR DIVING OR JUMPING!

Diving or jumping into an above ground pool may result in DEATH or serious PERMANENT injury!



ITEM	DESCRIPTION	PART #	12 x 8	15 x 10	18 x 12	24 x 12	24 x 15	30 x 15	33 x 18	45 x 18
Carton 5										
	33 3/8" Gray Ledge	242005	-	-	4	-	4	-	-	-
	35 3/8" Gray Ledge	242006	2	2	-	-	-	-	-	-
	39 3/8 Gray Ledge	242029	6	-	-	-	-	-	-	-
	41 1/4" Gray Ledge	242030	-	8	-	-	-	-	-	-
	45 3/8" Gray Ledge	242011	-	-	-	4	-	4	4	4
	44 1/4" Gray Ledge	242010	-	-	5	5	-	-	-	-
	47 1/2" Gray Ledge	242015	-	-	-	2	2	4	4	4
	55 5/8" Gray Ledge	242012	-	-	-	-	5	5	7	7
	39 3/8 Gray Ledge Ledge w/ Do Not Dive Label	242029BL	1	-	-	-	-	-	-	-
	41 1/4" Gray Ledge w/ Do Not Dive Label	242030BL	1	-	-	-	-	-	-	-
	44 1/4" Gray Ledge w/ Do Not Dive Label	242010BL	-	-	1	1	-	-	-	-
	47 1/2" Gray Ledge w/ Do Not Dive Label	242015BL	-	-	1	1	1	1	1	1
	55 5/8" Gray Ledge w/ Do Not Dive Label	242012BL	-	-	-	-	1	1	1	1
	39 3/8 Gray Ledge Ledge w/ Do Not Dive Label	242029SL	1	-	-	-	-	-	-	-
	41 1/4" Gray Ledge w/ Do Not Dive Label	242030SL	-	1	-	-	-	-	-	-
	44 1/4" Gray Ledge w/ Do Not Dive Label	242010SL	-	-	2	2	-	-	-	-
	47 1/2" Gray Ledge w/ Do Not Dive Label	242015SL	-	-	1	1	1	1	1	1
	55 5/8" Gray Ledge w/ Do Not Dive Label	242012SL	-	-	-	-	2	2	2	2
Carton 6										
	T Bracket	230461	-	-	8	12	12	8	8	12
		230450	8	8	-	-	-	-	-	-
	Hold Down Sheet	230454	-	-	2	4	4	2	2	4
		430452	2	2	-	-	-	-	-	-
	Support Post	241979	-	-	4	6	6	4	4	6
		241655	4	4	-	-	-	-	-	-
	End Post Support	241980	-	-	4	4	4	4	4	4
		241684	4	4	-	-	-	-	-	-
	Bottom Support	241654	4	4	4	6	6	4	4	6
Carton 7										
	Bottom Strap 18 3/8"	180050	4	-	-	-	-	-	-	-
	Bottom Strap 30 3/8"	180049	-	4	-	-	-	-	-	-
	Bottom Strap 43"	180052	-	-	4	6	6	8	8	8
	Bottom Strap Extension 15-18	180044	-	-	-	-	3	4	8	8
Carton 8										
	T Bracket	230461	-	-	-	-	-	8	8	8
	Hold Down Sheet	230454	-	-	-	-	-	4	4	4
	Support Post	241979	-	-	-	-	-	4	4	4
	Bottom Support	241654	-	-	-	-	-	4	4	4
Carton 9										
	T Bracket	230461	-	-	-	-	-	-	-	8
	Hold Down Sheet	230454	-	-	-	-	-	-	-	4
	Support Post	241979	-	-	-	-	-	-	-	4
	Bottom Support	241654	-	-	-	-	-	-	-	4
Carton 10										
	45'x18' Gray Twill Wall	121399	-	-	-	-	-	-	-	1
	3/8"-16 X 3/4" Truss Head Bolt	460222	-	-	-	-	-	-	-	23
	3/8" X 1-7/8" Washer	460223	-	-	-	-	-	-	-	46
	3/8"-16 Serrated Flange Nut	460217	-	-	-	-	-	-	-	23

WARNING! POOLS ARE NOT DESIGNED FOR DIVING OR JUMPING!

Diving or jumping into an above ground pool may result in DEATH or serious PERMANENT injury!