




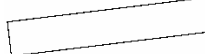








ITEM	DESCRIPTION	PART #	8'	12'	15'	18'	21'	24'	27'	30'	33'
<b>Pool Hardware</b>											
	Washer	460175	36	40	40	48	56	64	72	80	88
	#12x1/2" SS Sheet Metal Screw	460218	144	160	160	192	224	256	288	320	352
	Cage Nut	460170	9	10	10	12	14	16	18	20	22
	1/4-20 X 1" S.S. Truss Head Bolt	460205	9	10	10	12	14	16	18	20	22
<b>Carton # 4 - Verticals</b>											
	51 5/8" Sand Resin Vertical	357425	9	10	10	12	14	16	18	20	22
	49 3/4" Resin Sheet Insert	357426	9	10	10	12	14	16	18	20	22
<b>Carton # 5 - Ledges</b>											
	36" Sand Resin Ledge	357420	7								
	44 1/2" Sand Resin Ledge	357421	-	7	-	-	-	-	-	-	-
	55 7/8" Sand Resin Ledge	357424	-	-	7	9	11	13	15	17	19
	36" Sand w/"DO NOT DIVE" Label	357420BL	1	-	-	-	-	-	-	-	-
	44 1/2" Sand w/"DO NOT DIVE" Label	357421BL	-	1	-	-	-	-	-	-	-
	55 7/8" Sand w/"DO NOT DIVE" Label	357424BL	-	-	1	1	1	1	1	1	1
	36" Sand w/"DO NOT DIVE" Label	357420SL	2	-	-	-	-	-	-	-	-
	44 1/2" Sand w/"DO NOT DIVE" Label	357421SL	2	2	-	-	-	-	-	-	-
	55 7/8" Sand w/"DO NOT DIVE" Label	357424SL	-	-	2	2	2	2	2	2	2
<b>Carton # 6</b>											
	33'x52" Sand Jubilee	122222	-	-	-	-	-	-	-	-	1
	<b>Wall Hardware</b>										
	3/8"-16 X 3/4" Truss Head Bolt	460222	-	-	-	-	-	-	-	-	23
	3/8" Washer	460223	-	-	-	-	-	-	-	-	46
	3/8"-16 Serrated Flange Nut	460217	-	-	-	-	-	-	-	-	23

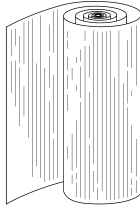









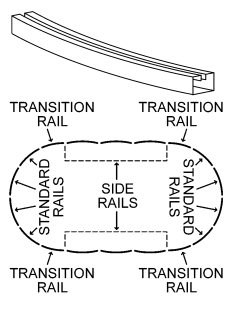













DANGER

**NO DIVING • SHALLOW WATER**

**DIVING MAY CAUSE DEATH OR PERMANENT INJURY**


















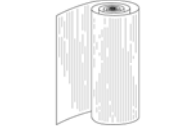
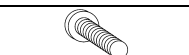
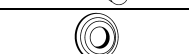

DO NOT DEFACE, COVER, OR PAINT OVER THIS SIGN



ITEM	DESCRIPTION	PART #	18 x 12	24 x 12	24 x 15	30 x 15	33 x 18	45 x 18
<b>Carton 1</b>								
	18'x12' Sand Jubilee Wall	122223	1	-	-	-	-	-
	24'x12' Sand Jubilee Wall	122224	-	1	-	-	-	-
	24'x15' Sand Jubilee Wall	122225	-	-	1	-	-	-
	30'x15' Sand Jubilee Wall	122226	-	-	-	1	-	-
	33'x18' Sand Jubilee Wall	122227	-	-	-	-	1	-
	45'x18' Sand Jubilee Wall	122228	-	-	-	-	-	1
	<b>Wall Hardware</b>							
	3/8"-16 X 3/4" Truss Head Bolt	460222	23	23	23	23	23	23
	3/8" X 1-7/8" Washer	460223	46	46	46	46	46	46
	3/8"-16 Serrated Flange Nut	460217	23	23	23	23	23	23
<b>Carton 2</b>								
	Liner (Not Supplied by Manufacture)	999999	1	1	1	1	1	1
<b>Carton 3</b>								
	Sand Outside Wrap Cover	361752	10	10	10	10	12	12
	Sand Inside Cover	361751	14	14	16	18	20	26
	Sand Wrap Cover Buttress	361753	4	6	6	8	8	14
	Sand Wrap Foot Cover	361754	10	10	10	10	12	12
	Buttress Top Plate	230460	4	6	6	8	8	14
	Buttress Brace Bracket	230335	8	12	12	16	16	28
	Top & Bottom Plate	361273	20	20	20	20	24	24
	31 1/4" Transition Resin Rail	352204	-	-	8	-	-	-
	31 1/2" Transition Resin Rail	352201	8	-	-	-	-	-
	43 5/16" Transition Resin Rail	352205	-	-	-	8	8	8
	43 1/2" Transition Resin Rail	352203	-	8	-	-	-	-
	43" Standard Resin Rail	352202	16	16	-	-	-	-
	54 5/16" Standard Resin Rail	352208	-	-	16	16	20	20
	45 1/2" Side Resin Rail	352207	4	8	8	12	12	24
	Plastic Edging	350008	16	20	21	28	28	36
	50 Year Limited Warranty	420575	1	1	1	1	1	1
	Instructions	420869	1	1	1	1	1	1
	Do Not Dive Label	490021	4	4	4	4	4	4
	Packing List	420930	1	1	1	1	1	1
	# 12 X 1/2" S.S. Metal Screw	460218	192	208	208	224	256	304
	# 10 X 1" S.S. Metal Screw	460169	4	6	6	8	8	14
	1/4" 20 X 3/4" S.S. Metal Screw	460205	14	16	16	18	20	26
	Cage Nut	460170	14	16	16	18	20	26
<b>Support and Strap Hardware</b>								
	1/4" X 2 3/4" S.S. Truss Head Bolt	460173	16	24	24	32	32	56
	1/4" S.S. Nut	460172	16	24	24	32	32	56
	5/16" X 3" Hex Head Bolt	460150	4	6	6	8	8	14
	5/16" X 3/4" Hex Head Bolt	460033	8	12	12	16	16	28
	5/16" X 1/2" Hex Head Bolt	460151	24	36	48	64	80	140
	5/16" Nut	460174	36	54	66	88	104	182
	5/16" Washer	460175	16	24	24	32	32	56

**WARNING! POOLS ARE NOT DESIGNED FOR DIVING OR JUMPING!**










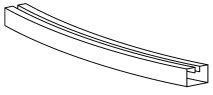
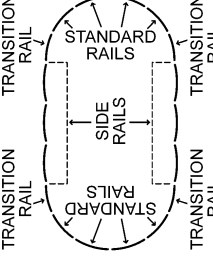










**Diving or jumping into an above ground pool may result in DEATH or serious PERMANENT injury!**

ITEM	DESCRIPTION	PART #	18 x 12	24 x 12	24 x 15	30 x 15	33 x 18	45 x 18
<b>Carton 4</b>								
	51 5/8" Sand Resin Vertical	357425	10	10	10	10	12	12
	49 3/4" Sand Resin Sheet	357426	10	10	10	10	12	12
<b>Carton 5</b>								
	33 5/8" Sand Resin Ledge	357419	4	-	4	-	-	-
	45 3/8" Sand Resin Ledge	357422	-	4	-	4	4	4
	44 1/2" Sand Resin Ledge	357421	5	5	-	-	-	-
	47 1/2" Sand Resin Ledge	357423	-	2	2	4	4	4
	55 7/8" Sand Resin Ledge	357424	-	-	5	5	7	7
<b>Carton 5 cont.</b>								
	44 1/2" Sand Resin Ledge w/ Do Not Dive Label	357421BL	1	1	-	-	-	-
	47 1/2" Sand Resin Ledge w/ Do Not Dive Label	357423BL	1	1	1	1	1	1
	55 7/8" Sand Resin Ledge w/ Do Not Dive Label	357424BL			1	1	1	1
	44 1/2" Sand Resin Ledge w/ Do Not Dive Label	357421SL	2	2	-	-	-	-
	47 1/2" Sand Resin Ledge w/ Do Not Dive Label	357423SL	1	1	1	1	1	1
	55 7/8" Sand Resin Ledge w/ Do Not Dive Label	357424SL	-	-	2	2	2	2
<b>Carton 6</b>								
	Buttress Bottom Plate	230338	4	6	6	8	8	8
	Hold down Sheet	230463	-	2	2	4	4	4
	Right Hold Down Sheet	230464	2	2	2	2	2	2
	Left Hold Down Sheet	230465	2	2	2	2	2	2
	Sand Plastisol Buttress Post	242076	4	6	6	8	8	8
	Sand Plastisol Buttress Brace	242077	4	6	6	8	8	8
	Inside Internal Upright	241984	-	2	2	4	4	4
	Outside Internal Upright	241985	4	4	4	4	4	4
<b>Carton 7</b>								
	Bottom Strap	180046	4	6	6	8	8	14
	Bottom Strap Extension 15-18	180044	-	-	3	4	8	14
<b>Carton 8</b>								
	47 1/2" Sand Resin Ledge	357423	-	-	-	-	-	6
<b>Carton 9</b>								
	Buttress Bottom Plate	230338	-	-	-	-	-	6
	Hold down Sheet	230463	-	-	-	-	-	6
	Sand Plastisol Buttress Post	242076	-	-	-	-	-	6
	Sand Plastisol Buttress Brace	242077	-	-	-	-	-	6
	Inside Internal Upright	241984	-	-	-	-	-	6
<b>Carton 10</b>								
	45'x18' Sand Jubilee Wall	122228	-	-	-	-	-	1
	<b>Wall Hardware</b>							
	3/8"-16 X 3/4" Truss Head Bolt	460222	-	-	-	-	-	23
	3/8" X 1-7/8" Washer	460223	-	-	-	-	-	46
	3/8"-16 Serrated Flange Nut	460217	-	-	-	-	-	23

**WARNING! POOLS ARE NOT DESIGNED FOR DIVING OR JUMPING!**

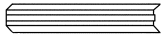




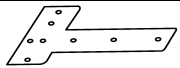


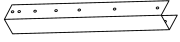

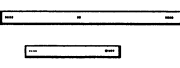
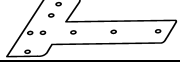




**Diving or jumping into an above ground pool may result in DEATH or serious PERMANENT injury!**



ITEM	DESCRIPTION	PART #	18 x 12	24 x 12	24 x 15	30 x 15	33 x 18	
<b>Carton 1</b>								
	18'x12' Sand Jubilee Wall	122223	1	-	-	-	-	
	24'x12' Sand Jubilee Wall	122224	-	1	-	-	-	
	24'x15' Sand Jubilee Wall	122225	-	-	1	-	-	
	30'x15' Sand Jubilee Wall	122226	-	-	-	1	-	
	33'x18' Sand Jubilee Wall	122227	-	-	-	-	1	
	<b>Wall Hardware</b>							
	3/8"-16 X 3/4" Truss Head Bolt	460222	23	23	23	23	23	
	3/8" X 1-7/8" Washer	460223	46	46	46	46	46	
	3/8"-16 Serrated Flange Nut	460217	23	23	23	23	23	
<b>Carton 2</b>								
	Liner (Not Supplied by Manufacture)	999999	1	1	1	1	1	
<b>Carton 3</b>								
	Outside Sand Wrap Cover	361752	14	16	16	18	20	
	Inside Sand Cover	361751	14	16	16	18	20	
	Sand Foot Cover	361754	14	16	16	18	20	
	Non-Buttress Bottom Plate	230456	4	6	6	8	8	
	Top & Bottom Plate	361473	24	26	26	28	32	
 	31 1/4" Transition Resin Rail	352204	-	-	8	-	-	
	31 1/2" Transition Resin Rail	352201	8	-	-	-	-	
	43 5/16" Transition Resin Rail	352205	-	-	-	8	8	
	43 1/2" Transition Resin Rail	352203	-	8	-	-	-	
	42 1/4" Side <b>Top</b> Rail	352206	2	4	4	6	6	
	45 1/2" Side <b>Bottom</b> Rail	352207	2	4	4	6	6	
	43" Standard Resin Rail	352202	16	16	-	-	-	
	54 5/16" Standard Resin Rail	352208	-	-	16	16	20	
	Plastic Edging	350008	16	20	21	25	28	
	50 Year Limited Warranty	420575	1	1	1	1	1	
	Instructions	420870	1	1	1	1	1	
	Do Not Dive Label	490021	4	4	4	4	4	
	Packing List	420931	1	1	1	1	1	
	5/16" Stainless Steel Washer	460175	56	64	64	72	80	
	# 12 X 1/2" S.S. Metal Screw	460218	168	192	192	246	240	
	# 10 X 1" S.S. Metal Screw	460169	14	16	16	18	20	
	# 12 X 1/2" Sheet Metal Screw	460199	8	12	12	16	16	
	5/16" Hex Nut	460174	32	48	60	80	96	
	5/16" X 1/2" Hex Head Bolt	460151	32	48	60	80	96	
	3/8" -16 X 1 Hex Head Bolt	460216	72	104	104	136	136	
	3/8" -16 Hex Nut	460217	72	104	104	136	136	

**WARNING! POOLS ARE NOT DESIGNED FOR DIVING OR JUMPING!****Diving or jumping into an above ground pool may result in DEATH or serious PERMANENT injury!**



ITEM	DESCRIPTION	PART #	18 x 12	24 x 12	24 x 15	30 x 15	33 x 18	
<b>Carton 4</b>								
	51 5/8" Sand Resin Vertical	357425	14	16	16	18	20	
	Sand Resin Vertical Sheet	357426	14	16	16	18	20	
<b>Carton 5</b>								
	33 5/8" Sand Resin Ledge	357419	4	-	4	-	-	
	45 3/8" Sand Resin Ledge	357422	-	4	-	4	4	
	44 1/2" Sand Resin Ledge	357421	5	5	-	-	-	
	47 1/2" Sand Resin Ledge	357423	-	2	2	4	4	
	55 7/8" Sand Resin Ledge	357424	-	-	5	5	7	
	44 1/2" Sand Resin Ledge w/ Do Not Dive Label	357421BL	1	1	-	-	-	
	47 1/2" Sand Resin Ledge w/ Do Not Dive Label	357423BL	1	1	1	1	1	
	55 7/8" Sand Resin Ledge w/ Do Not Dive Label	357424BL	-	-	1	1	1	
	44 1/2" Sand Resin Ledge w/ Do Not Dive Label	357421SL	2	2	-	-	-	
	47 1/2" Sand Resin Ledge w/ Do Not Dive Label	357423SL	1	1	1	1	1	
	55 7/8" Sand Resin Ledge w/ Do Not Dive Label	357424SL	-	-	2	2	2	
<b>Carton 6</b>								
	T Bracket	230461	8	12	12	8	8	
	Hold Down Sheet	230454	2	4	4	2	2	
	Support Post	241979	4	6	6	4	4	
	End Post Support	241980	4	4	4	4	4	
	Bottom Support	241654	4	6	6	4	4	
<b>Carton 7</b>								
	Bottom Strap	180052	4	6	6	8	8	
	Bottom Strap Extension 15-18	180044	-	-	3	4	8	
<b>Carton 8</b>								
	T Bracket	230461	-	-	-	8	8	
	Hold Down Sheet	230454	-	-	-	4	4	
	Support Post	241979	-	-	-	4	4	
	Bottom Support	241654	-	-	-	4	4	
<b>DANGER</b>			<b>NO DIVING • SHALLOW WATER</b>					
<small>DO NOT DEFACE, COVER, OR PAINT OVER THIS SIGN</small>								

**WARNING! POOLS ARE NOT DESIGNED FOR DIVING OR JUMPING!**  
**Diving or jumping into an above ground pool may result in DEATH or serious PERMANENT injury!**