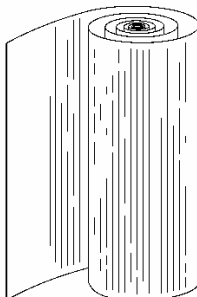
















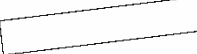





ITEM	DESCRIPTION	PART #	8'	12'	15'	18'	21'	24'	27'	30'	33'
<b>Carton # 1</b>											
	8'x52" Gray Forest	121742	1	-	-	-	-	-	-	-	-
	12'x52" Gray Forest	121743	-	1	-	-	-	-	-	-	-
	15'x52" Gray Forest	121744	-	-	1	-	-	-	-	-	-
	18'x52" Gray Forest	121745	-	-	-	1	-	-	-	-	-
	21'x52" Gray Forest	121746	-	-	-	-	1	-	-	-	-
	24'x52" Gray Forest	121747	-	-	-	-	-	1	-	-	-
	27'x52" Gray Forest	121748	-	-	-	-	-	-	1	-	-
	30'x52" Gray Forest	121749	-	-	-	-	-	-	-	1	-
	33'x52" Gray Forest	121750	-	-	-	-	-	-	-	-	1
<b>Wall Hardware</b>											
	3/8"-16 X 3/4" Truss Head Bolt	460222	23	23	23	23	23	23	23	23	23
	3/8" X 1-7/8" Washer	460223	46	46	46	46	46	46	46	46	46
	3/8"-16 Serrated Flange Nut	460217	23	23	23	23	23	23	23	23	23
<b>Carton # 2</b>											
	Liner (Not Supplied by Manufacture)	999999	1	1	1	1	1	1	1	1	1
<b>Carton # 3</b>											
	Gray Wrap Top Cover	361869	9	10	10	12	14	16	18	20	22
	Gray Wrap Outside Cover	361866	9	10	10	12	14	16	18	20	22
	Bottom Foot Cover	361867	9	10	10	12	14	16	18	20	22
	Splash Insert	361870	18	20	20	24	28	32	36	40	44
	Resin Top & Bottom Plate	361273	18	20	20	24	28	32	36	40	44
	Plastic Edging	350008	9	12	15	18	21	24	27	30	33
	34 3/16" Resin Rail	352200	18	-	-	-	-	-	-	-	-
	43" Resin Rail	352202	-	20	-	-	-	-	-	-	-
	54 5/16" Resin Rail	352208	-	-	20	24	-	-	-	-	-
	54 1/4" Resin Rail	352209	-	-	-	-	28	32	-	-	-
	54 1/4" Resin Rail	352210	-	-	-	-	-	-	36	40	44
	50 Year Limited Warranty	420575	1	1	1	1	1	1	1	1	1
	Instructions	420363	1	1	1	1	1	1	1	1	1
	Do Not Dive Label	490021	4	4	4	4	4	4	4	4	4
	Packing List	420916	1	1	1	1	1	1	1	1	1
<b>Pool Hardware</b>											
	Washer	460175	36	40	40	48	56	64	72	80	88

ITEM	DESCRIPTION	PART #	8'	12'	15'	18'	21'	24'	27'	30'	33'
	#12x1/2" SS Sheet Metal Screw	460218	144	160	160	192	224	256	288	320	352
	Cage Nut	460170	9	10	10	12	14	16	18	20	22
	1/4-20 X 3/4" S.S. Truss Head Bolt	460205	9	10	10	12	14	16	18	20	22


**Carton # 4 - Verticals**

	51 5/8" Gray Resin Vertical	241661S	9	10	10	12	14	16	18	20	22
	Resin Sheet Insert	241662	9	10	10	12	14	16	18	20	22

**Carton # 5 - Ledges**

	36" Gray Resin Ledge	241667	7								
	44 1/2" Gray Resin Ledge	241666	-	7	-	-	-	-	-	-	-
	55 7/8" Gray Resin Ledge	241663	-	-	7	9	11	13	15	17	19
	36" Gray w/"DO NOT DIVE" Label	241667BL	1	-	-	-	-	-	-	-	-
	44 1/2" Gray w/"DO NOT DIVE" Label	241666BL	-	1	-	-	-	-	-	-	-
	55 7/8" Gray w/"DO NOT DIVE" Label	241663BL	-	-	1	1	1	1	1	1	1
	36" Gray w/"DO NOT DIVE" Label	241667SL	2	-	-	-	-	-	-	-	-
	44 1/2" Gray w/"DO NOT DIVE" Label	241666SL	2	2	-	-	-	-	-	-	-
	55 7/8" Gray w/"DO NOT DIVE" Label	241663SL	-	-	2	2	2	2	2	2	2

**Carton # 6**

	33'x52" Gray Forest	121750	-	-	-	-	-	-	-	-	1
	<b>Wall Hardware</b>										
	3/8"-16 X 3/4" Truss Head Bolt	460222	-	-	-	-	-	-	-	-	23
	3/8" X 1-7/8" Washer	460223	-	-	-	-	-	-	-	-	46
	3/8"-16 Serrated Flange Nut	460217	-	-	-	-	-	-	-	-	23

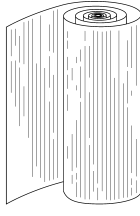









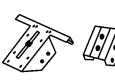

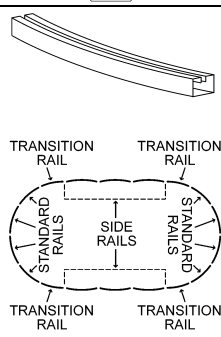













**DANGER**

**NO DIVING • SHALLOW WATER**  
 DIVING MAY CAUSE DEATH OR PERMANENT INJURY










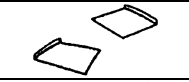


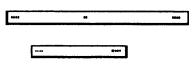









DO NOT DEFACE, COVER, OR PAINT OVER THIS SIGN

11000

ITEM	DESCRIPTION	PART #	18 x 12	24 x 12	24 x 15	30 x 15	33 x 18	45 x 18
<b>Carton 1</b>								
	18'x12' Gray Forest Wall	121751	1	-	-	-	-	-
	24'x12' Gray Forest Wall	121752	-	1	-	-	-	-
	24'x15' Gray Forest Wall	121753	-	-	1	-	-	-
	30'x15' Gray Forest Wall	121754	-	-	-	1	-	-
	33'x18' Gray Forest Wall	121755	-	-	-	-	1	-
	45'x18' Gray Forest Wall	121756	-	-	-	-	-	1
<b>Wall Hardware</b>								
	3/8"-16 X 3/4" Truss Head Bolt	460222	23	23	23	23	23	23
	3/8" X 1-7/8" Washer	460223	46	46	46	46	46	46
	3/8"-16 Serrated Flange Nut	460217	23	23	23	23	23	23
<b>Carton 2</b>								
	Liner (Not Supplied by Manufacture)	999999	1	1	1	1	1	1
<b>Carton 3</b>								
	Gray Outside Wrap Cover	361866	10	10	10	10	12	12
	Gray Top Wrap Cover	361869	14	14	16	18	20	26
	Gray Wrap Cover Buttress	361868	4	6	6	8	8	14
	Gray Wrap Foot Cover	361867	10	10	10	10	12	12
	Gray Splash	361870	24	26	26	28	32	38
	Gray Splash Holder	361871	4	6	6	8	8	14
	Buttress Top Plate	230460	4	6	6	8	8	14
	Buttress Brace Bracket	230335	8	12	12	16	16	28
	Top & Bottom Plate	361273	20	20	20	20	24	24
	31 1/4" Transition Resin Rail	352204	-	-	8	-	-	-
	31 1/2" Transition Resin Rail	352201	8	-	-	-	-	-
	43 5/16" Transition Resin Rail	352205	-	-	-	8	8	8
	43 1/2" Transition Resin Rail	352203	-	8	-	-	-	-
	43" Standard Resin Rail	352202	16	16	-	-	-	-
	54 5/16" Standard Resin Rail	352208	-	-	16	16	20	20
	45 1/2" Side Resin Rail	352207	4	8	8	12	12	24
	Plastic Edging	350008	16	20	21	28	28	36
	50 Year Limited Warranty	420575	1	1	1	1	1	1
	Instructions	420869	1	1	1	1	1	1
	Do Not Dive Label	490021	4	4	4	4	4	4
	Packing List	420917	1	1	1	1	1	1
	# 12 X 1/2" S.S. Metal Screw	460218	192	208	208	224	256	304
	# 10 X 1" S.S. Metal Screw	460169	4	6	6	8	8	14
	1/4" 20 X 3/4" S.S. Metal Screw	460205	14	16	16	18	20	26
	Cage Nut	460170	14	16	16	18	20	26
<b>Support and Strap Hardware</b>								
	1/4" X 2 3/4" S.S. Truss Head Bolt	460173	16	24	24	32	32	56
	1/4" S.S. Nut	460172	16	24	24	32	32	56
	5/16" X 3" Hex Head Bolt	460150	4	6	6	8	8	14
	5/16" X 3/4" Hex Head Bolt	460033	8	12	12	16	16	28
	5/16" X 1/2" Hex Head Bolt	460151	24	36	48	64	80	140
	5/16" Nut	460174	36	54	66	88	104	182
	5/16" Washer	460175	16	24	24	32	32	56

**WARNING! POOLS ARE NOT DESIGNED FOR DIVING OR JUMPING!**

**Diving or jumping into an above ground pool may result in DEATH or serious PERMANENT injury!**

ITEM	DESCRIPTION	PART #	18 x 12	24 x 12	24 x 15	30 x 15	33 x 18	45 x 18
<b>Carton 4</b>								
	51 5/8" Gray Resin Vertical	242002	10	10	10	10	12	12
	49 3/4" Gray Resin Sheet	242003	10	10	10	10	12	12
<b>Carton 5</b>								
	33 5/8" Gray Resin Ledge	241933	4	-	4	-	-	-
	45 3/8" Gray Resin Ledge	241932	-	4	-	4	4	4
	44 1/2" Gray Resin Ledge	241666	5	5	-	-	-	-
	47 1/2" Gray Resin Ledge	241931	-	2	2	4	4	4
	55 7/8" Gray Resin Ledge	241663	-	-	5	5	7	7
	44 1/4" Gray Resin Ledge w/ Do Not Dive Label	241666BL	1	1	-	-	-	-
	47 1/2" Gray Resin Ledge w/ Do Not Dive Label	241931BL	1	1	1	1	1	1
	55 7/8" Gray Resin Ledge w/ Do Not Dive Label	241663BL	-	-	1	1	1	1
	44 1/4" Gray Resin Ledge w/ Do Not Dive Label	241666SL	2	2	-	-	-	-
	47 1/2" Gray Resin Ledge w/ Do Not Dive Label	241931SL	1	1	1	1	1	1
	55 7/8" Gray Resin Ledge w/ Do Not Dive Label	241663SL	-	-	2	2	2	2
<b>Carton 6</b>								
	Buttress Bottom Plate	230338	4	6	6	8	8	8
	Hold down Sheet	230463	-	2	2	4	4	4
	Right Hold Down Sheet	230464	2	2	2	2	2	2
	Left Hold Down Sheet	230465	2	2	2	2	2	2
	Gray Plastisol Buttress Post	241545	4	6	6	8	8	8
	Gray Plastisol Buttress Brace	241528	4	6	6	8	8	8
	Inside Internal Upright	241984	-	2	2	4	4	4
	Outside Internal Upright	241985	4	4	4	4	4	4
<b>Carton 7</b>								
	Bottom Strap	180046	4	6	6	8	8	14
	Bottom Strap Extension 15-18	180044	-	-	3	4	8	14
<b>Carton 8</b>								
	47 1/2" Gray Resin Ledge	241931	-	-	-	-	-	6
<b>Carton 9</b>								
	Buttress Bottom Plate	230338	-	-	-	-	-	6
	Hold down Sheet	230463	-	-	-	-	-	6
	Gray Plastisol Buttress Post	241545	-	-	-	-	-	6
	Gray Plastisol Buttress Brace	241528	-	-	-	-	-	6
	Inside Internal Upright	241984	-	-	-	-	-	6
<b>Carton 10</b>								
	45'x18' Gray Forest Wall	121756	-	-	-	-	-	1
	<b>Wall Hardware</b>							
	3/8"-16 X 3/4" Truss Head Bolt	460222	-	-	-	-	-	23
	3/8" X 1-7/8" Washer	460223	-	-	-	-	-	46
	3/8"-16 Serrated Flange Nut	460217	-	-	-	-	-	23

**WARNING! POOLS ARE NOT DESIGNED FOR DIVING OR JUMPING!**

**Diving or jumping into an above ground pool may result in DEATH or serious PERMANENT injury!**



ITEM	DESCRIPTION	PART #	18 x 12	24 x 12	24 x 15	30 x 15	33 x 18	45 x 18
<b>Carton 1</b>								
	18'x12' Gray Forest Wall	121751	1	-	-	-	-	-
	24'x12' Gray Forest Wall	121752	-	1	-	-	-	-
	24'x15' Gray Forest Wall	121753	-	-	1	-	-	-
	30'x15' Gray Forest Wall	121754	-	-	-	1	-	-
	33'x18' Gray Forest Wall	121755	-	-	-	-	1	-
	45'x18' Gray Forest Wall	121756	-	-	-	-	-	1
	<b>Wall Hardware</b>							
	3/8"-16 X 3/4" Truss Head Bolt	460222	23	23	23	23	23	23
	3/8" X 1-7/8" Washer	460223	46	46	46	46	46	46
	3/8"-16 Serrated Flange Nut	460217	23	23	23	23	23	23
<b>Carton 2</b>								
	Liner (Not Supplied by Manufacture)	999999	1	1	1	1	1	1
<b>Carton 3</b>								
	Outside Gray Wrap Cover	361866	14	16	16	18	20	26
	Top Gray Wrap Cover	361869	14	16	16	18	20	26
	Gray Foot Cover	361867	14	16	16	18	20	26
	Splash Insert	361870	28	32	32	36	40	52
	Non-Buttress Bottom Plate	230459	4	6	6	8	8	14
	Top & Bottom Plate	230458	24	26	26	28	32	38
	31 1/4" Transition Resin Rail	352204	-	-	8	-	-	-
	31 1/2" Transition Resin Rail	352201	8	-	-	-	-	-
	43 5/16" Transition Resin Rail	352205	-	-	-	8	8	8
	43 1/2" Transition Resin Rail	352203	-	8	-	-	-	-
	42 1/4" Side <b>Top</b> Rail	352206	2	4	4	6	6	12
	45 1/2" Side <b>Bottom</b> Rail	352207	2	4	4	6	6	12
	43" Standard Resin Rail	352202	16	16	-	-	-	-
	54 5/16" Standard Resin Rail	352208	-	-	16	16	20	20
	Plastic Edging	350008	16	20	21	25	28	36
	50 Year Limited Warranty	420575	1	1	1	1	1	1
	Instructions	420870	1	1	1	1	1	1
	Do Not Dive Label	490021	4	4	4	4	4	4
	Packing List	420918	1	1	1	1	1	1
	5/16" Stainless Steel Washer	460175	56	64	64	72	80	104
	# 12 X 1/2" S.S. Metal Screw	460218	168	192	192	246	240	312
	# 10 X 1" S.S. Metal Screw	460169	14	16	16	18	20	26
<b>Support and Strap Hardware</b>								
	# 12 X 1/2" Sheet Metal Screw	460199	8	12	12	16	16	28
	5/16" Hex Nut	460174	32	48	60	80	96	168
	5/16" X 1/2" Hex Head Bolt	460151	32	48	60	80	96	168
	3/8" -16 X 1 Hex Head Bolt	460216	72	104	104	136	136	232
	3/8" -16 Hex Nut	460217	72	104	104	136	136	232

**WARNING! POOLS ARE NOT DESIGNED FOR DIVING OR JUMPING!****Diving or jumping into an above ground pool may result in DEATH or serious PERMANENT injury!**



ITEM	DESCRIPTION	PART #	18 x 12	24 x 12	24 x 15	30 x 15	33 x 18	45 x 18
<b>Carton 4</b>								
	51 5/8" Gray Resin Vertical	242002	14	16	16	18	20	26
	Gray Resin Vertical Sheet	242003	14	16	16	18	20	26
<b>Carton 5</b>								
	33 5/8" Gray Resin Ledge	241933	4	-	4	-	-	-
	45 3/8" Gray Resin Ledge	241932	-	4	-	4	4	4
	44 1/2" Gray Resin Ledge	241666	5	5	-	-	-	-
	47 1/2" Gray Resin Ledge	241931	-	2	2	4	4	4
	55 7/8" Gray Resin Ledge	241663	-	-	5	5	7	7
	44 1/2" Gray Resin Ledge w/ Do Not Dive Label	241666BL	1	1	-	-	-	-
	47 1/2" Gray Resin Ledge w/ Do Not Dive Label	241931BL	1	1	1	1	1	1
	55 7/8" Gray Resin Ledge w/ Do Not Dive Label	241663BL	-	-	1	1	1	1
	44 1/2" Gray Resin Ledge w/ Do Not Dive Label	241666SL	2	2	-	-	-	-
	47 1/2" Gray Resin Ledge w/ Do Not Dive Label	241931SL	1	1	1	1	1	1
	55 7/8" Gray Resin Ledge w/ Do Not Dive Label	241663SL	-	-	2	2	2	2
<b>Carton 6</b>								
	T Bracket	230461	8	12	12	8	8	12
	Hold Down Sheet	230454	2	4	4	2	2	4
	Support Post	241979	4	6	6	4	4	6
	End Post Support	241980	4	4	4	4	4	4
	Bottom Support	241654	4	6	6	4	4	6
<b>Carton 7</b>								
	Bottom Strap	180052	4	6	6	8	8	8
	Bottom Strap Extension 15-18	180044	-	-	3	4	8	8
<b>Carton 8</b>								
	T Bracket	230461	-	-	-	8	8	8
	Hold Down Sheet	230454	-	-	-	4	4	4
	Support Post	241979	-	-	-	4	4	4
	Bottom Support	241654	-	-	-	4	4	4
<b>Carton 9</b>								
	T Bracket	230461	-	-	-	-	-	8
	Hold Down Sheet	230454	-	-	-	-	-	4
	Support Post	241979	-	-	-	-	-	4
	Bottom Support	241654	-	-	-	-	-	4
<b>Carton 10</b>								
	45'x18' Gray Forest Wall	121756	-	-	-	-	-	1
	3/8"-16 X 3/4" Truss Head Bolt	460222	-	-	-	-	-	23
	3/8" X 1-7/8" Washer	460223	-	-	-	-	-	46
	3/8"-16 Serrated Flange Nut	460217	-	-	-	-	-	23

**NO DIVING • SHALLOW WATER**

DIVING MAY CAUSE DEATH OR PERMANENT INJURY



DO NOT DEFACE, COVER, OR PAINT OVER THIS SIGN

**WARNING! POOLS ARE NOT DESIGNED FOR DIVING OR JUMPING!****Diving or jumping into an above ground pool may result in DEATH or serious PERMANENT injury!**