






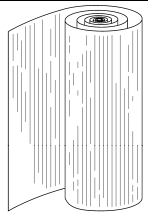


ITEM	DESCRIPTION	PART #	8'	12'	15'	18'	21'	24'	27'	30'	33'
Pool Hardware											
	1/4" Stainless S. Cage Nut	460170	9	10	10	12	14	16	18	20	22
	#12x1/2" SS Sheet Metal Screw	460218	144	160	160	192	224	256	288	320	352
	3/4" Screw For Top Cover	460118	9	10	10	12	14	16	18	20	22
Carton # 4 - Verticals											
	51 5/8" Dune Vertical	241727	9	10	10	12	14	16	18	20	22
Carton # 5 - Ledges											
	35 3/8" Dune Ledge	241713	6								
	44 1/4" Dune Ledge	241717	-	7	-	-	-	-	-	-	-
	55 5/8" Dune Ledge	241718	-	-	7	9	11	13	15	17	19
	35 3/8" Dune w/"DO NOT DIVE" Label	241713BL	1	-	-	-	-	-	-	-	-
	44 1/4" Dune w/"DO NOT DIVE" Label	241717BL	-	1	-	-	-	-	-	-	-
	55 5/8" Dune w/"DO NOT DIVE" Label	241718BL	-	-	1	1	1	1	1	1	1
	35 3/8" Dune w/"DO NOT DIVE" Label	241713SL	2	-	-	-	-	-	-	-	-
	44 1/4" Dune w/"DO NOT DIVE" Label	241717SL	-	2	-	-	-	-	-	-	-
	55 5/8" Dune w/"DO NOT DIVE" Label	241718SL	-	-	2	2	2	2	2	2	2
Carton # 6											
	33' x 52" Dune Palm	121581	-	-	-	-	-	-	-	-	1
	Wall Hardware										
	3/8"-16 X 3/4" Truss Head Bolt	460222	-	-	-	-	-	-	-	-	23
	3/8" X 1-7/8" Washer	460223	-	-	-	-	-	-	-	-	46
	3/8"-16 Serrated Flange Nut	460217	-	-	-	-	-	-	-	-	23

Warning!
















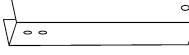

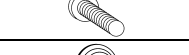


Pools are not designed for Diving or Jumping!
Diving or Jumping into an Above Ground Pool may result in Death or Serious Permanent Injury!





ITEM	DESCRIPTION	PART #	18 x 12	24 x 12	24 x 15	30 x 15	33 x 18	45 x 18
Carton 1								
	18'x12' Dune Palm Wall	121582	1	-	-	-	-	-
	24'x12' Dune Palm Wall	121583	-	1	-	-	-	-
	24'x15' Dune Palm Wall	121584	-	-	1	-	-	-
	30'x15' Dune Palm Wall	121585	-	-	-	1	-	-
	33'x18' Dune Palm Wall	121586	-	-	-	-	1	-
	45'x18' Dune Palm Wall	121587	-	-	-	-	-	1
Wall Hardware								
	3/8"-16 X 3/4" Truss Head Bolt	460222	23	23	23	23	23	23
	3/8" X 1-7/8" Washer	460223	46	46	46	46	46	46
	3/8"-16 Serrated Flange Nut	460217	23	23	23	23	23	23
Carton 2								
	Liner (Not Supplied by Manufacture)	999999	1	1	1	1	1	1
Carton 3								
	Light Dune Wrap Top Cover	361469	14	16	16	18	20	26
	Dune Wrap Outside Cover	361466	10	10	10	10	12	12
	Dune Wrap Foot Cover	361467	10	10	10	10	12	12
	Dune Wrap Buttress Cover	361468	4	6	6	8	8	14
	Light Dune Splash	361470	24	26	26	28	32	38
	Dune Splash Holder	361471	4	6	6	8	8	14
	Buttress Top Plate	230467	4	6	6	8	8	14
	Buttress Brace Bracket	230335	8	12	12	16	16	28
	Top & Bottom Plate	230466	20	20	20	20	24	24
	31 1/4" Transition Steel Rails	241842	-	-	8	-	-	-
	31 1/2" Transition Steel Rails	241967	8	-	-	-	-	-
	43 5/16" Transition Steel Rails	241841	-	-	-	8	8	8
	43 1/2" Transition Steel Rails	241973	-	8	-	-	-	-
	43" Standard Steel Rails	240838	16	16	-	-	-	-
	54 5/16" Standard Steel Rails	240834	-	-	16	16	20	20
	45 1/2" Side Steel Rails	241840	4	8	8	12	12	24
	Plastic Edging	350008	16	20	21	25	28	36
	30 Year Limited Warranty	420446	1	1	1	1	1	1
	Instructions	420869	1	1	1	1	1	1
	Do Not Dive Label	490021	4	4	4	4	4	4
	Packing List	420885	1	1	1	1	1	1
	1/4" Stainless Steel Cage Nut	460170	14	16	16	18	20	26
	# 12 X 1/2" S.S. Metal Screw	460218	192	208	208	224	256	304
	# 10 X 1" S.S Metal Screw	460169	4	6	6	8	8	14
	3/4" Screw for Top Cover	460118	14	16	16	18	20	26
Support and Strap Hardware								
	1/4" X 2 3/4" S.S. Truss Head Bolt	460173	16	24	24	32	32	56
	1/4" S.S. Nut	460172	16	24	24	32	32	56
	5/16" X 3" Hex Head Bolt	460150	4	6	6	8	8	14
	5/16" X 3/4" Hex Head Bolt	460033	8	12	12	16	16	28
	5/16" X 1/2" Hex Head Bolt	460151	24	36	48	64	80	140
	5/16" Nut	460174	36	54	66	88	104	182
	5/16" Washer	460175	16	24	24	32	32	56

WARNING! POOLS ARE NOT DESIGNED FOR DIVING OR JUMPING!**Diving or jumping into an above ground pool may result in DEATH or serious PERMANENT injury!**

ITEM	DESCRIPTION	PART #	18 x 12	24 x 12	24 x 15	30 x 15	33 x 18	45 x 18
Carton 4								
	51 5/8" Dune Vertical	241727	10	10	10	10	12	12
Carton 5								
	33 3/8" Dune Ledge	241796	4	-	4	-	-	-
	44 1/4" Dune Ledge	241717	5	5	-	-	-	-
	45 3/8" Dune Ledge	241797	-	4	-	4	4	4
	47 1/2" Dune Ledge	241795	-	2	2	4	4	4
	55 5/8" Dune Ledge	241718	-	-	5	5	7	7
	44 1/4" Dune Ledge w/ Do Not Dive Label	241717BL	1	1	-	-	-	-
	47 1/2" Dune Ledge w/ Do Not Dive Label	241795BL	1	1	1	1	1	1
	55 5/8" Dune Ledge w/ Do Not Dive Label	241718BL	-	-	1	1	1	1
	44 1/4" Dune Ledge w/ Do Not Dive Label	241717SL	2	2	-	-	-	-
	47 1/2" Dune Ledge w/ Do Not Dive Label	241795SL	1	1	1	1	1	1
	55 5/8" Dune Ledge w/ Do Not Dive Label	241718SL	-	-	2	2	2	2
Carton 6								
	Buttress Bottom Plate	230338	4	6	6	8	8	8
	Hold down Sheet	230463	-	2	2	4	4	4
	Right Hold Down Sheet	230464	2	2	2	2	2	2
	Left Hold Down Sheet	230465	2	2	2	2	2	2
	Dune Buttress Post	241723	4	6	6	8	8	8
	Dune Buttress Brace	241724	4	6	6	8	8	8
	Inside Internal Upright	241984	-	2	2	4	4	4
	Outside Internal Upright	241985	4	4	4	4	4	4
Carton 7								
	Bottom Strap	180046	4	6	6	8	8	14
	Bottom Strap Extension 15-18	180044	-	-	3	4	8	14
Carton 8								
	47 1/2" Dune Ledge	241795	-	-	-	-	-	6
Carton 9								
	Buttress Bottom Plate	230338	-	-	-	-	-	6
	Hold down Sheet	230463	-	-	-	-	-	6
	Dune Buttress Post	241723	-	-	-	-	-	6
	Dune Buttress Brace	241724	-	-	-	-	-	6
	Inside Internal Upright	241984	-	-	-	-	-	6
Carton 10								
	45'x18' Dune Palm Wall	121587	-	-	-	-	-	1
	3/8"-16 X 3/4" Truss Head Bolt	460222	-	-	-	-	-	23
	3/8" X 1-7/8" Washer	460223	-	-	-	-	-	46
	3/8"-16 Serrated Flange Nut	460217	-	-	-	-	-	23



WARNING! POOLS ARE NOT DESIGNED FOR DIVING OR JUMPING!
 Diving or jumping into an above ground pool may result in **DEATH** or serious **PERMANENT** injury!

**SWIM'N PLAY, INC.****Tropicana Slim Style 52" Deep**Part Number 420928-11
Slim Style Packing List

ITEM	DESCRIPTION	PART #	12 x 8	15 x 10	18 x 12	24 x 12	24 x 15	30 x 15	33 x 18	45 x 18
Carton 1										
	12' x 8' Dune Palm Wall	121588	1	-	-	-	-	-	-	-
	15' x 10' Dune Palm Wall	121589	-	1	-	-	-	-	-	-
	18' x 12' Dune Palm Wall	121582	-	-	1	-	-	-	-	-
	24' x 12' Dune Palm Wall	121583	-	-	-	1	-	-	-	-
	24' x 15' Dune Palm Wall	121584	-	-	-	-	1	-	-	-
	30' x 15' Dune Palm Wall	121585	-	-	-	-	-	1	-	-
	33' x 18' Dune Palm Wall	121586	-	-	-	-	-	-	1	-
	45' x 18' Dune Palm Wall	121587	-	-	-	-	-	-	-	1
Wall Hardware										
	3/8"-16 X 3/4" Truss Head Bolt	460222	23	23	23	23	23	23	23	23
	3/8" X 1-7/8" Washer	460223	46	46	46	46	46	46	46	46
	3/8"-16 Serrated Flange Nut	460217	23	23	23	23	23	23	23	23
Carton 2										
	Liner (Not Supplied by Manufacture)	999999	-	-	1	1	1	1	1	1
Carton 3										
	Dune Wrap Cover Top	361469	10	12	14	16	16	18	20	26
	Dune Wrap Cover Outside	361466	10	12	14	16	16	18	20	26
	Dune Foot Cover	361467	10	12	14	16	16	18	20	26
	Dune Splash	361470	20	24	28	32	32	36	40	52
	Non-Buttress Bottom Plate	230468	-	-	4	6	6	8	8	14
	Buttress Bottom Plate	230451	4	4	-	-	-	-	-	-
	Top & Bottom Plate	230466	16	20	24	26	26	28	32	38
	31" Side Top & Bottom Rail	241687	4	4	-	-	-	-	-	-
	38 3/4" Standard Painted Rails	241849	16	-	-	-	-	-	-	-
	40 3/16" Standard Painted Rails	241850	-	20	-	-	-	-	-	-
	31 1/4" Transition Painted Rails	241842	-	-	-	-	8	-	-	-
	31 1/2" Transition Painted Rails	241967	-	-	8	-	-	-	-	-
	43 5/16" Transition Painted Rails	241841	-	-	-	-	-	8	8	8
	43 1/2" Transition Painted Rails	241973	-	-	-	8	-	-	-	-
	43" Standard Painted Rail	240838	-	-	16	16	-	-	-	-
	54 5/16" Standard Painted Rail	230834	-	-	-	-	16	16	20	20
	42 1/4" Side Top Rail	241992	-	-	2	4	4	6	6	12
45 1/2" Side Bottom Rail	241840	-	-	2	4	4	6	6	12	
	Plastic Edging	350008	14	14	16	20	21	25	28	36
	30 Year Limited Warranty	420446	1	1	1	1	1	1	1	1
	Instructions	420745	1	1	1	1	1	1	1	1
	Do Not Dive Label	490870	1	1	4	4	4	4	4	4
	Packing List	420928	1	1	1	1	1	1	1	1
	# 12 X 1/2" S.S. Metal Screw	460218	120	144	168	192	192	246	240	312
	# 10 X 1" S.S. Metal Screw	460169	10	12	14	16	16	18	20	26
Support and Strap Hardware										
	# 12 X 1/2" Sheet Metal Screw	460199	8	8	8	12	12	16	16	28
	5/16" Hex Nut	460174	32	32	32	48	60	80	96	168
	5/16" X 1/2" Hex Head Bolt	460151	32	32	32	48	60	80	96	168
	3/8" -16 X 1 Hex Head Bolt	460216	72	72	72	104	104	136	136	232
	3/8" -16 Hex Nut	460217	72	72	72	104	104	136	136	232
Carton 4										
	51 5/8" Dune Vertical	241727	10	12	14	16	16	18	20	26

WARNING! POOLS ARE NOT DESIGNED FOR DIVING OR JUMPING!**Diving or jumping into an above ground pool may result in DEATH or serious PERMANENT injury!**



SWIM'N PLAY, INC.

Tropicana Slim Style 52" Deep

Part Number 420928-11
Slim Style Packing List

ITEM	DESCRIPTION	PART #	12 x 8	15 x 10	18 x 12	24 x 12	24 x 15	30 x 15	33 x 18	45 x 18
Carton 5										
	33 3/8" Dune Ledge	241796	-	-	4	-	4	-	-	-
	35 3/8" Dune Ledge	241713	2	2	-	-	-	-	-	-
	39 3/8 Dune Ledge	242080	6	-	-	-	-	-	-	-
	41 1/4" Dune Ledge	242063	-	8	-	-	-	-	-	-
	45 3/8" Dune Ledge	241797	-	-	-	4	-	4	4	4
	44 1/4" Dune Ledge	241717	-	-	5	5	-	-	-	-
	47 1/2" Dune Ledge	241795	-	-	-	2	2	4	4	4
	55 5/8" Dune Ledge	241718	-	-	-	-	5	5	7	7
	39 3/8 Dune Ledge Ledge w/ Do Not Dive Label	242080BL	1	-	-	-	-	-	-	-
	41 1/4" Dune Ledge w/ Do Not Dive Label	242063BL	-	1	-	-	-	-	-	-
	44 1/4" Dune Ledge w/ Do Not Dive Label	241717BL	-	-	1	1	-	-	-	-
	55 5/8" Dune Ledge w/ Do Not Dive Label	241718BL	-	-	-	-	1	1	1	1
	39 3/8 Dune Ledge Ledge w/ Do Not Dive Label	242080SL	1	-	-	-	-	-	-	-
	41 1/4" Dune Ledge w/ Do Not Dive Label	242063SL	-	1	-	-	-	-	-	-
	44 1/4" Dune Ledge w/ Do Not Dive Label	241717SL	-	-	2	2	-	-	-	-
	55 5/8" Dune Ledge w/ Do Not Dive Label	241718SL	-	-	-	-	2	2	2	2
Carton 6										
	T Bracket	230461	-	-	8	12	12	8	8	12
		230450	8	8	-	-	-	-	-	-
	Hold Down Sheet	230454	-	-	2	4	4	2	2	4
		430452	2	2	-	-	-	-	-	-
	Support Post	241979	-	-	4	6	6	4	4	6
		241655	4	4	-	-	-	-	-	-
	End Post Support	241980	-	-	4	4	4	4	4	4
		241684	4	4	-	-	-	-	-	-
	Bottom Support	241654	4	4	4	6	6	4	4	6
Carton 7										
	Bottom Strap 18 3/8"	180050	4	-	-	-	-	-	-	-
	Bottom Strap 30 3/8"	180049	-	4	-	-	-	-	-	-
	Bottom Strap 43"	180052	-	-	4	6	6	8	8	8
	Bottom Strap Extension 15-18	180044	-	-	-	-	3	4	8	8
Carton 8										
	T Bracket	230461	-	-	-	-	-	8	8	8
	Hold Down Sheet	230454	-	-	-	-	-	4	4	4
	Support Post	241979	-	-	-	-	-	4	4	4
	Bottom Support	241654	-	-	-	-	-	4	4	4
Carton 9										
	T Bracket	230461	-	-	-	-	-	-	-	8
	Hold Down Sheet	230454	-	-	-	-	-	-	-	4
	Support Post	241979	-	-	-	-	-	-	-	4
	Bottom Support	241654	-	-	-	-	-	-	-	4
Carton 10										
	45'x18' Dune Palm Wall	121587	-	-	-	-	-	-	-	1
	3/8"-16 X 3/4" Truss Head Bolt	460222	-	-	-	-	-	-	-	23
	3/8" X 1-7/8" Washer	460223	-	-	-	-	-	-	-	46
	3/8"-16 Serrated Flange Nut	460217	-	-	-	-	-	-	-	23

WARNING! POOLS ARE NOT DESIGNED FOR DIVING OR JUMPING!

Diving or jumping into an above ground pool may result in DEATH or serious PERMANENT injury!